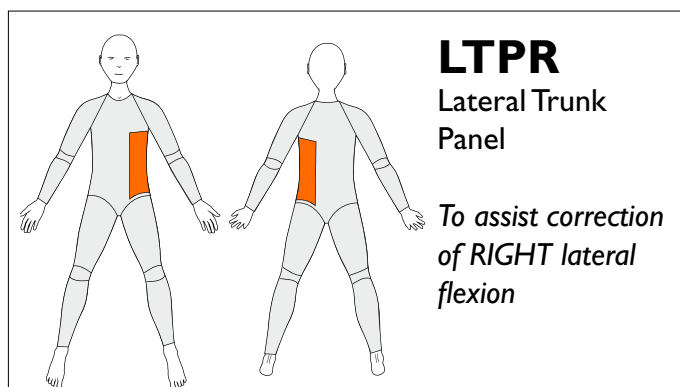
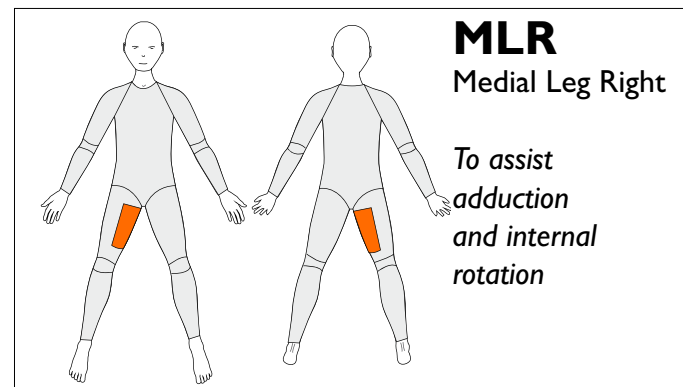
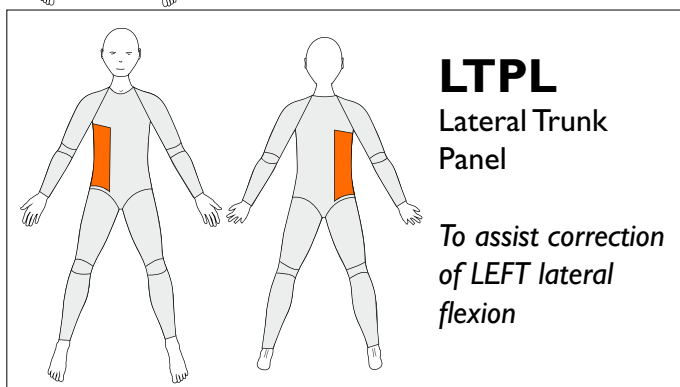
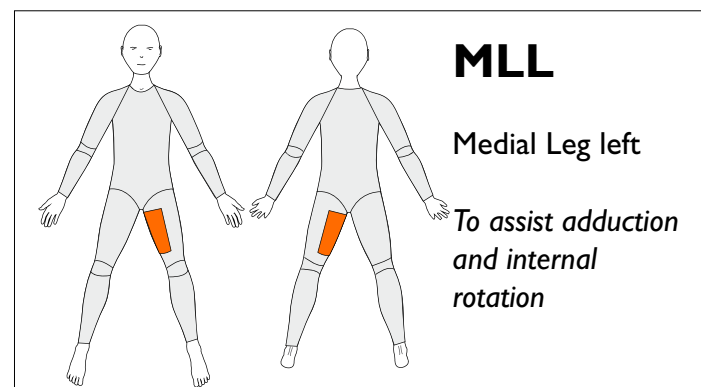
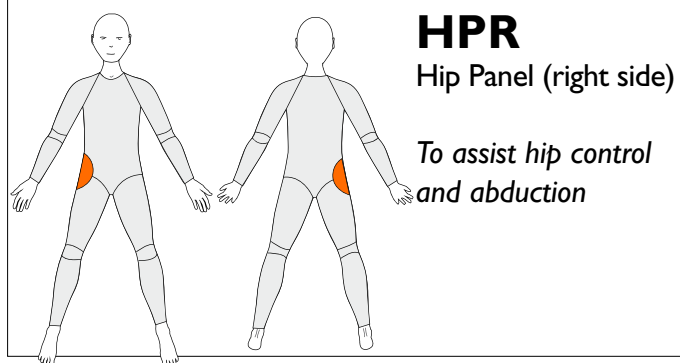
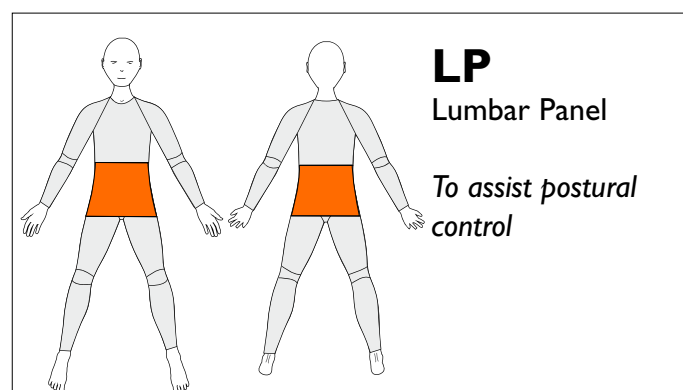
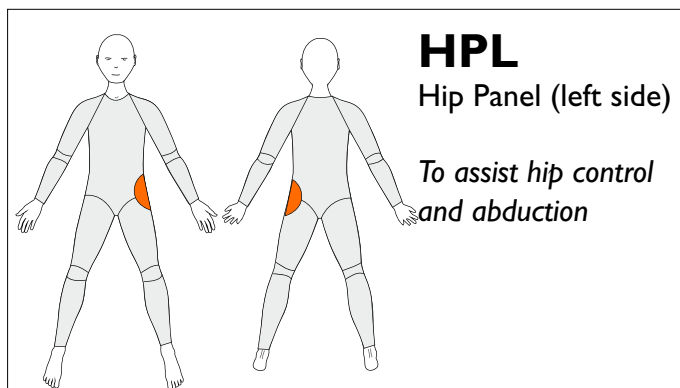
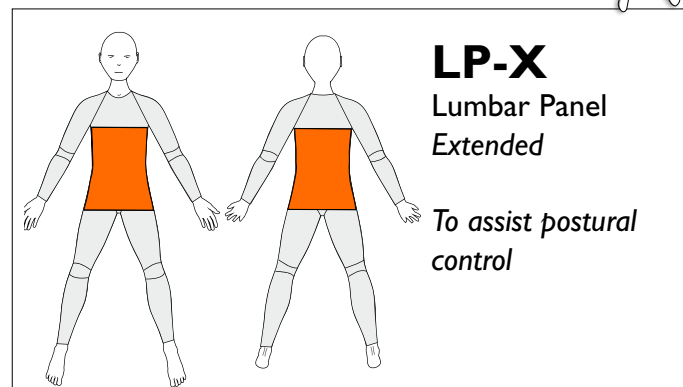
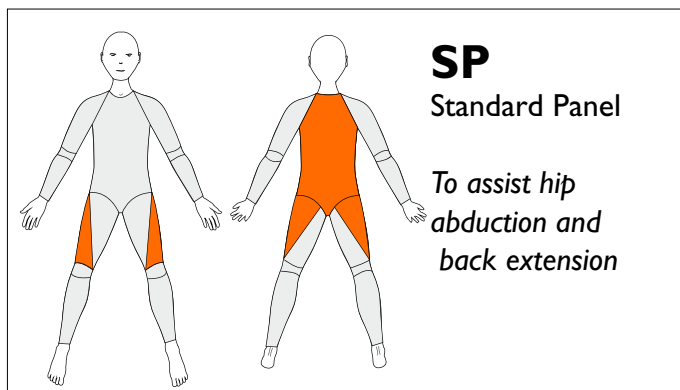


# 39310. 39311, 39312 Suit Reinforcements

elements  
body

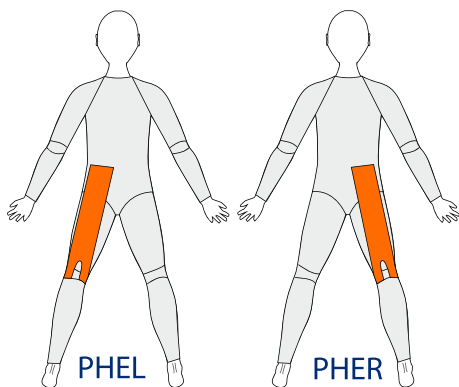
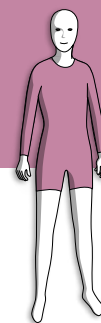


allard

Three reinforcements are included in the price. If the box for Standard Panel is ticked this will count as one, and another two can be added.

# 39310, 39311, 39312 Suit Reinforcements

elements  
body



## PHE-L

Posterior Hip Extension Left

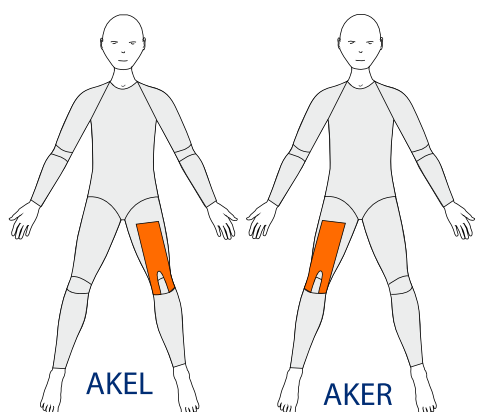
*To assist hip extension on LEFT side*

## PHE-R

Posterior Hip Extension Right

*To assist hip extension on RIGHT side*

*Long Legs and ¾ Legs only*



## AKE-L

Anterior Knee Extension Left

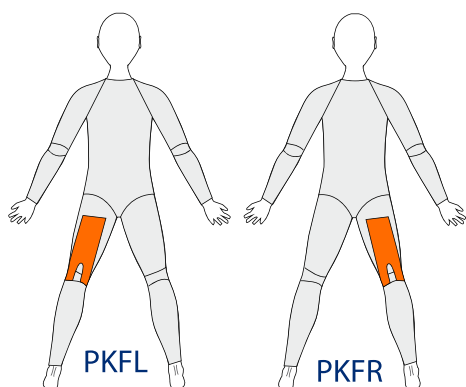
*To assist knee extension on LEFT side*

## AKE-R

Anterior Knee Extension Right

*To assist knee extension on RIGHT side*

*Long Legs and ¾ Legs only*



## PKF-L

Posterior Knee Flexion Left

*To assist knee flexion on LEFT side*

## PKF-R

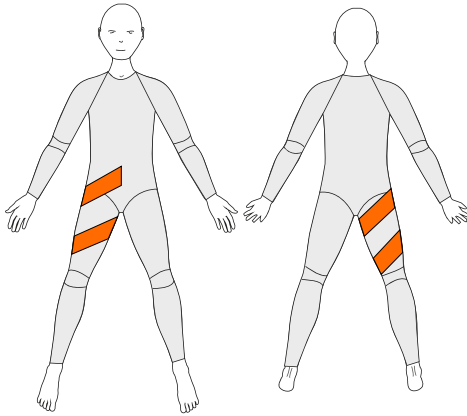
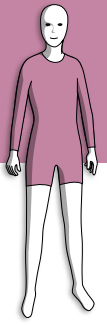
Posterior Knee Flexion Right

*To assist knee flexion on RIGHT side*

*Long Legs and ¾ Legs only*

# 39310, 39311, 39312 Suit Reinforcements

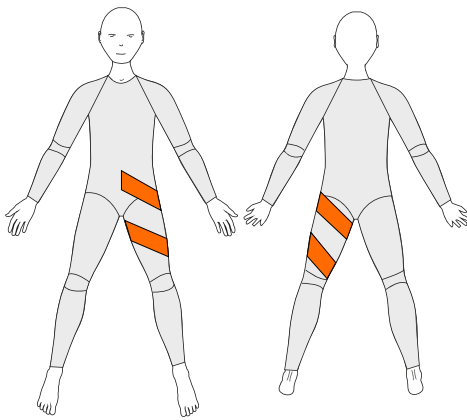
elements  
*body*



## IRP-R

Internal Rotation Panel

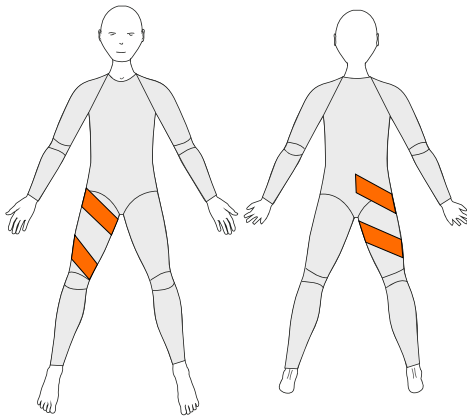
*To assist internal rotation at  
RIGHT hip*



## IRP-L

Internal Rotation Panel

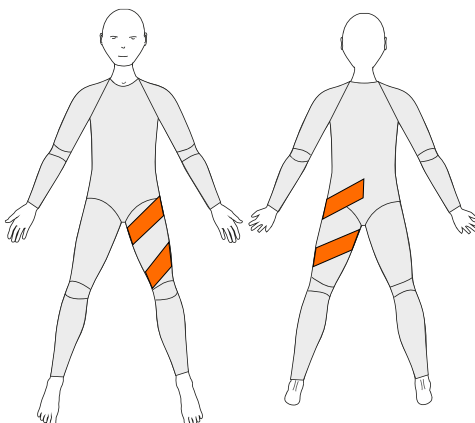
*To assist internal rotation at  
LEFT hip*



## ERP-R

External Rotation Panel

*To assist external rotation at  
RIGHT hip*



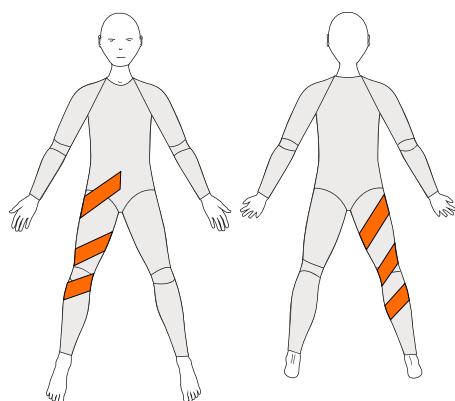
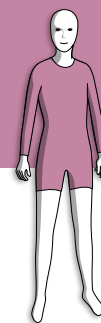
## ERP-L

External Rotation Panel

*To assist external rotation at  
LEFT hip*

# 39310, 39311, 39312 Suit Reinforcements

elements  
body

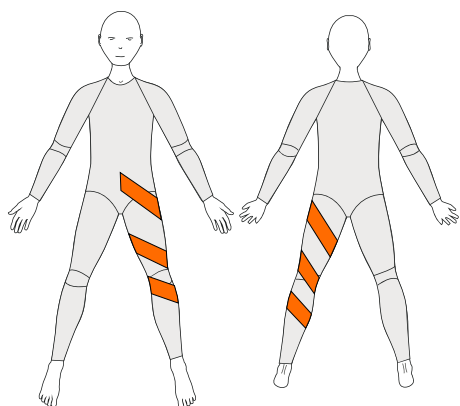


## IRPL-R

Long Internal Rotation Panel

*To assist internal rotation at  
RIGHT hip*

*Only for Long Legs*

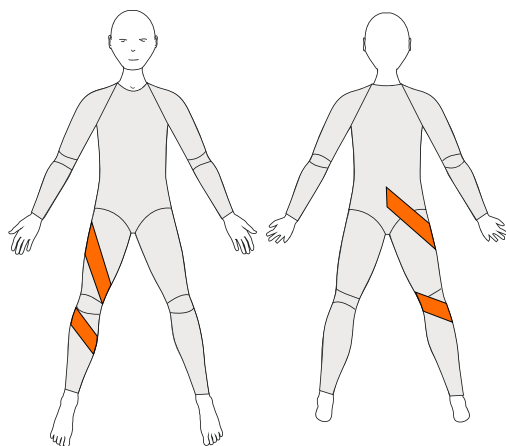


## IRPL-L

Long Internal Rotation Panel

*To assist internal rotation at  
LEFT hip*

*Only for Long Legs*

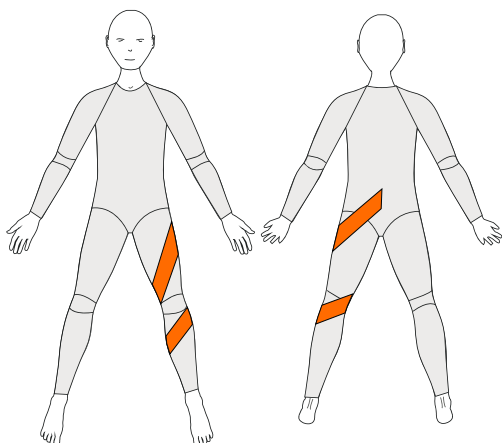


## ERPL-R

Long External Rotation Panel

*To assist external rotation at  
RIGHT hip*

*Only for Long Legs*



## ERPL-L

Long External Rotation Panel

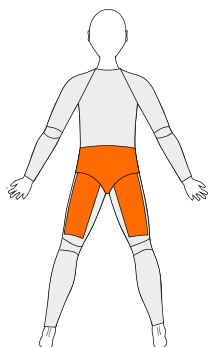
*To assist external rotation at  
LEFT hip*

*Only for Long Legs*



# 39310, 39311, 39312 Suit Reinforcements

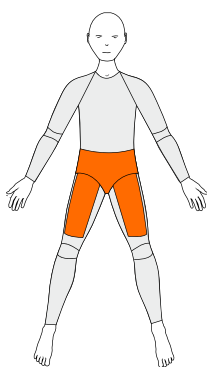
elements  
body



## PPP

Posterior Pelvic Panels

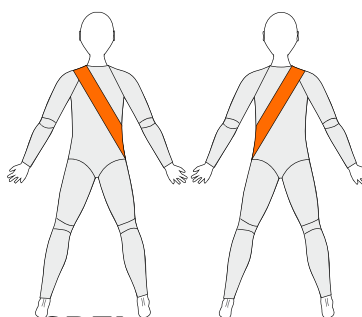
To assist anterior tilt



## APP

Anterior Pelvic Panels

To assist posterior tilt



SBEL

SBER

## SBEL

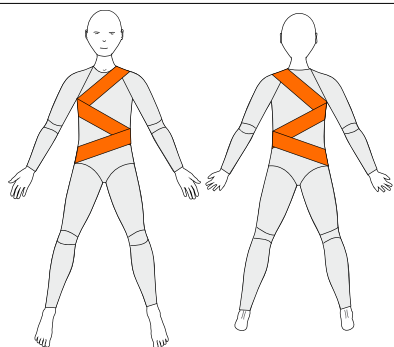
Shoulder Back Extension Left

To assist retraction of the scapulae on the left side and extension of the back on the RIGHT side

## SBER

Shoulder Back Extension Right

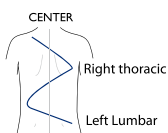
To assist retraction of the scapulae on the right side and extension of the back on the LEFT side



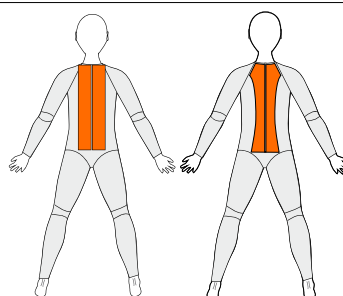
## SPL

Scoliosis Panels Left

To assist correction of right thoracic and LEFT lumbar curves



Please ensure that the correct reinforcement is selected.



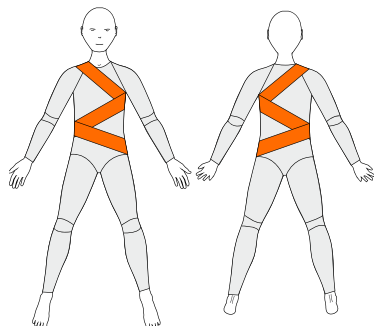
## PBP

Posterior Back Panel

To assist extension of the trunk

Model:  
Paediatric,  
Male

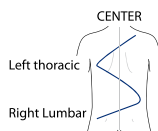
Model:  
Female



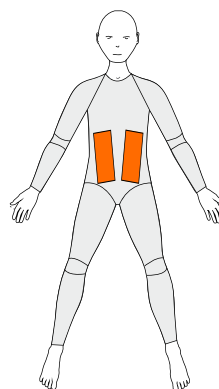
## SPR

Scoliosis Panels Right

To assist correction of left thoracic and RIGHT lumbar curves



Please ensure that the correct reinforcement is selected.



## AAP

Anterior Abdominal Panels

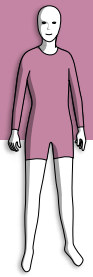
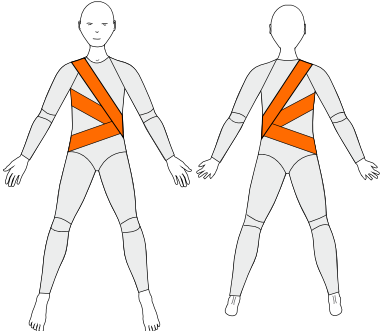
To assist posterior tilt

allard

Three reinforcements are included in the price. If the box for Standard Panel is ticked this will count as one, and another two can be added.

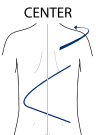
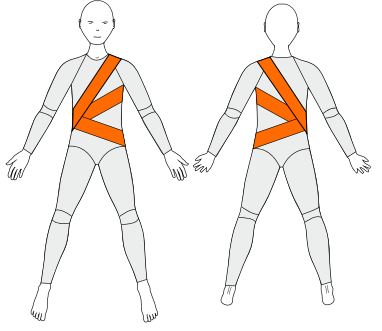
# 39310, 39311, 39312 Suit Reinforcements

elements  
body


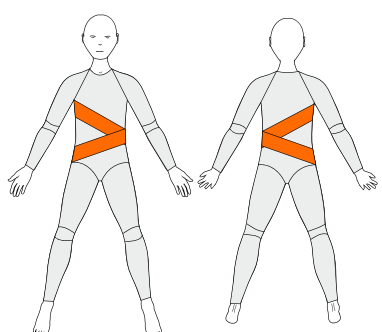
**SPL-C3**  
Scoliosis Panels Left

To assist correction of *LEFT* C-curve and right trunk rotation

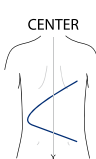
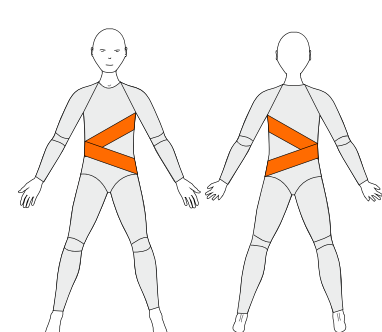
**SPR-C3**  
Scoliosis Panels Right

To assist correction of *RIGHT* C-curve and left trunk rotation


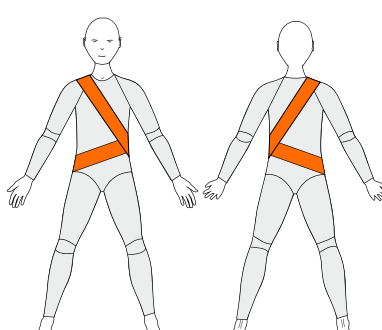
**SPL-C2**  
Scoliosis Panels Left

To assist correction of *LEFT* C-Curve and manage *RIGHT* Lateral trunk flexion

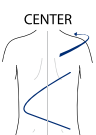
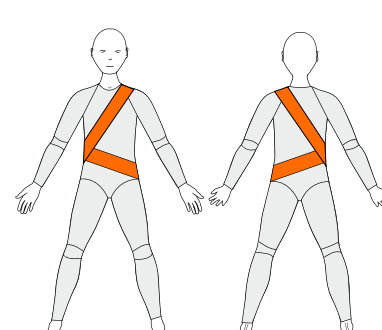
**SPR-C2**  
Scoliosis Panels Right

To assist correction of *RIGHT* C-Curve and manage *LEFT* Lateral trunk flexion


**SPL-C1**  
Scoliosis Panels Left

To assist correction of *LEFT* C-curve with mild right trunk rotation

**SPR-C1**  
Scoliosis Panels Right

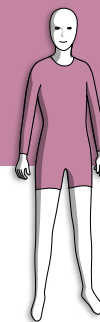
To assist correction of *RIGHT* C-curve with mild left trunk rotation



# 39312

## Suit Reinforcements

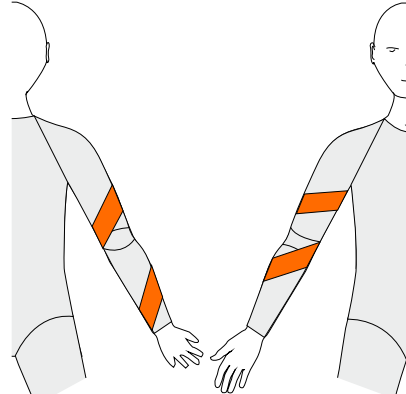
elements  
*body*



**AS-L**  
**Anterior**  
**Supination Left**

*To resist supination  
on left side*

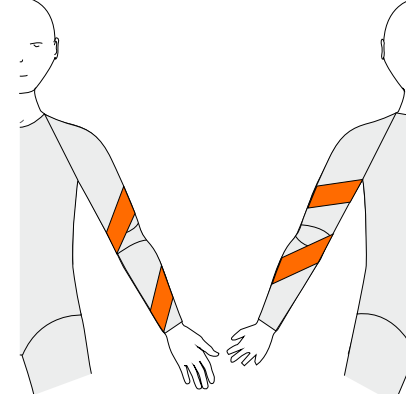
*Long Sleeve Only*



**AS-R**  
**Anterior**  
**Supination Right**

*To resist supination  
on right side*

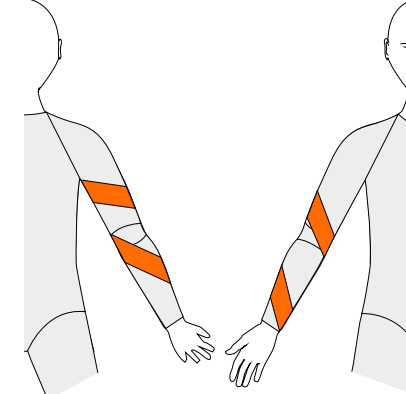
*Long Sleeve Only*



**PP-L**  
**Posterior**  
**Supination Left**

*To resist pronation  
on left side*

*Long Sleeve Only*

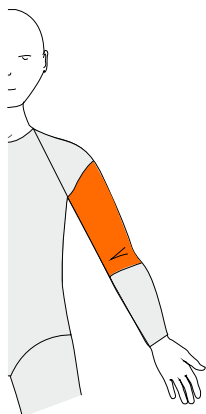


**PP-R**  
**Posterior**  
**Pronation Right**

*To resist pronation  
on right side*

*Long Sleeve Only*

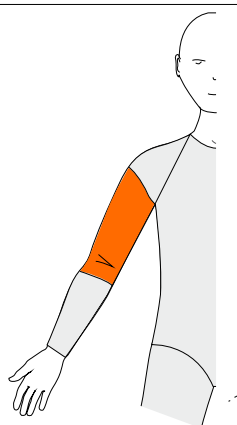
Three reinforcements are included in the price. If the box for **Standard Panel** is ticked this will count as one. Another two can be added. If **Standard Panel** is not ticked, three reinforcements can be chosen.



## **AEP left** **Anterior Elbow** **Panel Left**

*To resist elbow hyperextension  
on left side*

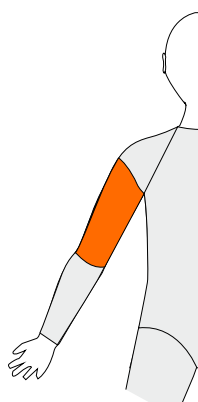
*Long Sleeve Only*



## **AEP right** **Anterior Elbow** **Panel Right**

*To resist elbow hyperextension  
on right side*

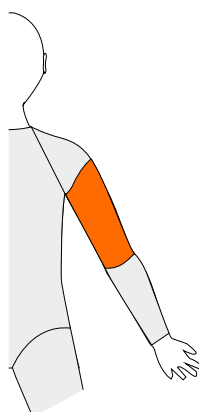
*Long Sleeve Only*



## **PEP left** **Posterior Elbow** **Panel Left**

*To resist elbow flexion on  
left side*

*Long Sleeve Only*



## **PEP right** **Posterior Elbow** **Panel Right**

*To resist elbow flexion on  
right side*

*Long Sleeve Only*

Three reinforcements are included in the price. If the box for Standard Panel is ticked this will count as one. Another two can be added. If Standard Panel is not ticked, three reinforcements can be chosen.