



ToeOFF<sup>®</sup>  
*Walk of life*



Tens of thousands of people around the world who suffer from footdrop as a side effect of stroke, multiple sclerosis, polio, spinal cord injury, or other neuro-muscular deficits - now are able to walk further and with a closer to normal gait pattern – thanks to ToeOFF®. ToeOFF® uses the latest in technology to offer a thin, lightweight carbon and Kevlar reinforced dynamic response gait rehabilitation orthosis for management of footdrop and ankle instability. The name of ToeOFF® relates to the “push” user gets at toe off as the orthosis dynamically “unloads” stored energy to assist with propulsion. The open heel design allows the heel to perform its biomechanical role of shifting from eversion to inversion, allowing a closer to normal biomechanical chain reaction, reducing stress on the proximal joints. The anterior plate assists with knee extension at the mid-stance phase of gait. ToeOFF® is not only effective; it is also easy to use. Its lightweight, thinness, comfort, and easy application and removal are key factors for the exceptional patient compliance. ToeOFF® does require fitting by a trained professional.

## FEATURES

### Gait Improvements

With a more natural and dynamic gait, the wearer is able to walk further with less stress on the other joints in the biomechanical chain.

### Stability

The orthosis follows the lateral contours of the ankle to support the unstable ankle structures.

### Customizable\*

The orthosis should be individually fitted by cutting, grinding and adding required foot orthotics or padding.

### Lightweight

The orthosis is extremely lightweight, which is of great importance to patients with neurological weakness of the leg muscles (from peroneal nerve paralysis of the leg, as seen for example in paraplegia).

### Thin

The orthosis is thin, allowing its use in normal shoes with laces, without having to increase shoe size.

### Comfortable

Absence of material at the back avoids contact with sensitive areas, such as the Achilles tendon, the heel and the malleoli.

### Simple

The orthosis is easy to don and doff – just two straps attach the product to the leg. The sole of the orthosis should first be placed in the shoe, and then the orthosis and shoe applied simultaneously.

### \*ToeOFF® Clinical Manual

Please read the ToeOFF® Clinical Manual for further fitting instructions. The Clinical Manual is available on our web site as a PDF-file. [www.campscandinavia.se](http://www.campscandinavia.se)




## INTERACTIVE PRESENTATION

The ToeOFF® CD-rom contains an interactive presentation of ToeOFF® - a new generation AFO.

You get to know how ToeOFF®

changed the lives of five patients with footdrop, see the actual difference in an in depth gait analysis and get to know more about how you can help patients with foot drop to walk better. ToeOFF® is about maintaining overall health and quality of life.

Parts of the CD-rom is available on our web site [www.campscandinavia.se](http://www.campscandinavia.se).



## STANDARD

The first product in the range is the standard ToeOFF®. This product was launched in 1997 and is still the leading product on the market, world wide. All ToeOFF® products should be fitted by a trained professional to accommodate for different problems related to the foot, knee or hip.

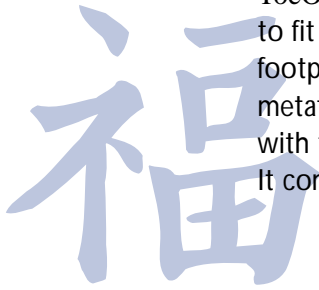


## FANTASY

ToeOFF® FANTASY is the latest addition in the ToeOFF® family. FANTASY offers glossy colour to the otherwise natural flat black carbon composite, which gives it a more sophisticated appearance and allows cloth (trousers) to glide freely on the product. FANTASY is available in sizes from XSmall to Large.

## ASIAN


ToeOFF® ASIAN-model is specially developed to fit the population that is shorter. Also the footplate on this model is slightly wider on the metatarsal area. The Asian model is delivered with the Velcro® straps attached to the wings. It comes in sizes from Small to Large.



## SOFTSHELL

ToeOFF® SOFTSHELL is a padding system that also gives the product a different look on the outside. SOFTSHELL combines the padding system of SoftKIT with a plush textile front. The SOFTSHELL is available in Black, Green and Beige.

Soft Shell



## NOT FOR RESALE

ToeOFF® Not for Resale is a special version used for in-clinic use to try out the ToeOFF® on patients. This model should not be used long term.



Soft Kit

## SOFTKIT

Every ToeOFF® should be padded on the inside towards the tibia crest. For this reason, we offer SoftKIT which is a padding system that includes two narrow neoprene pads to create a pressure-free channel to help relieve any potential discomfort from bony prominences. A deluxe padding kit to customize ToeOFF® to fit the anatomy of the wearer for optimum patient comfort & product performance. The SoftKIT comes in a package with two full anterior surface pads. Available in black only.

## INDICATIONS

### For children

- Footdrop due to neuromuscular deficit, often associated with cerebral palsy, muscular dystrophy, myelomeningocele, and post surgery complications.
- Ankle instabilities due to neuromuscular deficit or traumatic conditions.

### For adults

- Footdrop resulting from neurologic disorders, such as, stroke, multiple sclerosis, post polio, or post spinal cord injury.

## CONTRA-INDICATIONS

- Moderate to severe spasticity
- Moderate to severe ankle oedema
- Diabetes where ulceration is a risk
- Loss of skin sensitivity

## MATERIAL

The orthosis is constructed of Glass fibre, Carbon fibre, and Kevlar (a thermosetting hybrid compound).

### Glass Fibre

Glass fibre is used because of its elasticity. It helps to make the orthosis comfortable and accommodates different calf sizes. All the edges (except for the strut) of the ToeOFF® are glass fibre, and are easily trimmed.

### Carbon Fibre

Carbon fibre is used because of its tensile strength and provides stability around the ankle, tibia and mid foot. The Carbon fibre is entirely enclosed by glass fibre

### Kevlar

Kevlar is used for the sole of the orthosis because of its toughness and it provides the elasticity required for a closer to normal gait. The Kevlar is also enclosed by Glass fibre.

## SIZING

Prod. code	Description		XSmall	Small	Medium	Large	mm
28360	ToeOFF® Fantasy, black	footplate length	210	230	245	270	
		height	360	380	405	430	
28361	ToeOFF® Fantasy, blue	footplate length	210	230	245	270	
		height	360	380	405	430	
28362	ToeOFF® Fantasy, ivory	footplate length	210	230	245	270	
		height	360	380	405	430	
28363	ToeOFF® Fantasy, purple	footplate length	210	230	245	270	
		height	360	380	405	430	
28370	ToeOFF® Standard	footplate length	210	230	245	270	
		height	360	380	405	430	
28375	ToeOFF® with Velcro	footplate length	210	230	245	270	
		height	360	380	405	430	
28380	ToeOFF® Asian	footplate length	-	215	235	255	
		height	-	295	320	340	
28385	ToeOFF® not for resale	footplate length	-	230	245	270	
		height	-	380	405	430	
28390	SoftKit Standard, black		x	x	x	x	
28391	SoftKit Asian, black		-	x	x	x	
2839	SoftShell, black		x	x	x	x	
2839	SoftShell, green		x	x	x	x	
2839	SoftShell, beige		x	x	x	x	

## REFERENCE LIST

- Danielsson A, Stibrant Sunnerhagen K. Energy expenditure in persons with prior stroke walking with ankle foot orthosis (AFO). *Clinical Rehabilitation* 2002;16:800
- Willner S, Smits J. Development of a dynamic Respnse Rehabilitation Gait Orthosis for Improving Stability and Gait in Patients with Neurological Disorders. 1998, O&P Business World.
- Molteni, F. Control of Foot-Drop. A Technical Appraisal of the effectiveness of the ToeOFF Appliance. Movement Analysis Laboratory of the Villa Beretta Hospital at Costamasnaga.
- Murray MP, Drought AB, Kory RC. Walking patterns of normal men. *J. Bone Joint Surg.* 1984;46A:335-360.
- Perry J. gait Analysis: Normal and Pathological Function. Slack Int. Book Distributors; 1992.
- Perry J, Hoffer MM, Giovan P, Antonelli D, Greenbert R. Gait analysis of the triceps surae in cerebral palsy. *J. Bone Joint Surg.* 1974;56A:511.
- Skinner SR, Antonelli D, Perry J, Lestyler DK. Functional demands on the stance limb in walking. *Orthopedics* 1985;8:355-361.
- Waters RL, Perry J, Antonelli D, Hislop H. Energy cost of walking of amputees; The influence of level of amputation. *J. Bone Joint Surg.*; 1976;58A:42-46.
- Waters RL, Ykaura JS. The energy expenditure of normal and pathological gait. *Critical Reviews in Physical and Rehabilitation Medicin.* 1989; 1:187-209.



**SVERIGE**  
Tel 042-25 27 01  
Fax 042-25 27 25

**DANMARK**  
Tel 43 96 66 99  
Fax 43 43 22 66

**FINLAND**  
Tel 09-350 7630  
Fax 09-350 76338

**NORGE**  
Tel 22 37 79 00  
Fax 22 37 46 00

[www.campscandinavia.se](http://www.campscandinavia.se)

